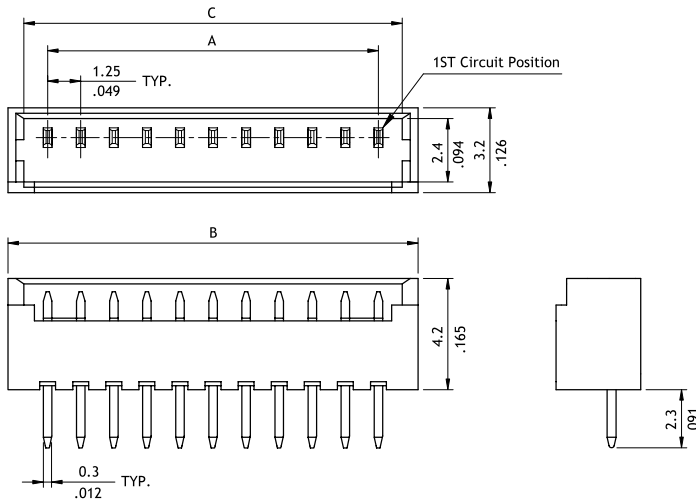
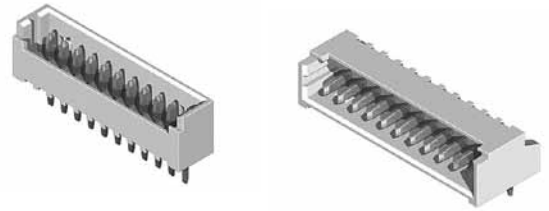
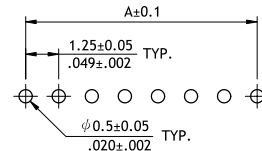
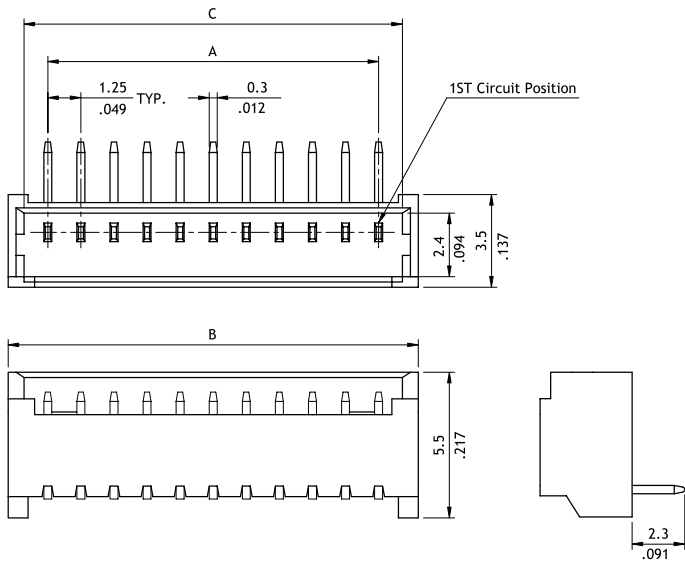


# CI44 Series 1.25mm(.049") DIP Headers

- ⊙ Polarization and Low-profile
- ⊙ Locking slots provide secure mating
- ⊙ Mate with CI44 housing
- ⊙ Insulator: High temperature plastic UL 94V-0 , Color Nature
- ⊙ With Tin plated DIP type contact



Circuits	Dimension		
	A	B	C
2	1.25(.049)	4.35(.171)	3.15(.124)
3	2.50(.098)	5.6(.220)	4.40(.173)
4	3.75(.148)	6.85(.270)	5.65(.222)
5	5.00(.197)	8.1(.319)	6.90(.272)
6	6.25(.246)	9.35(.368)	8.15(.321)
7	7.50(.295)	10.6(.417)	9.40(.370)
8	8.75(.344)	11.85(.467)	10.65(.419)
9	10.00(.394)	13.1(.516)	11.90(.469)
10	11.25(.443)	14.35(.565)	13.15(.518)
11	12.50(.492)	15.6(.614)	14.40(.567)
12	13.75(.541)	16.85(.663)	15.65(.616)
13	15.00(.591)	18.1(.713)	16.90(.665)
14	16.25(.640)	19.35(.762)	18.15(.715)
15	17.50(.689)	20.6(.811)	19.40(.764)



Recommended P.C. Board Layout

## Ordering Code

**1** **CI44** **2** **15** **3** **P** **4** **1** **5** **V** **6** **00** - **7** **LF**

- 1** Series No.
- 2** No. of Circuits: 02 to 15
- 3** P = DIP header
- 4** Plating code:  
1 = Tin over Nickel
- 5** Type: V = Straight  
H = Right angle
- 6** Other Options:  
00 = Standard
- 7** Process:  
-LF = For Lead Free soldering process  
-NH = For Lead Free soldering process and Halogen-Free