This part is a connector only, it should be used together with Nano SIM Tray (PN:115S-ACA1) 2

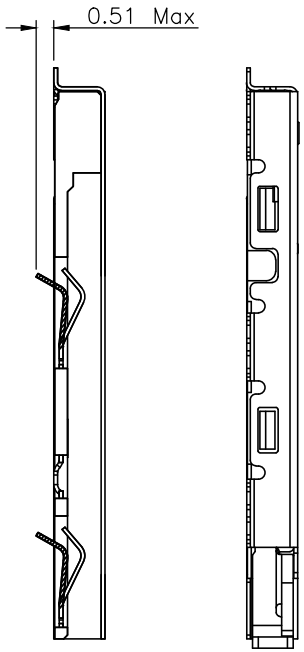

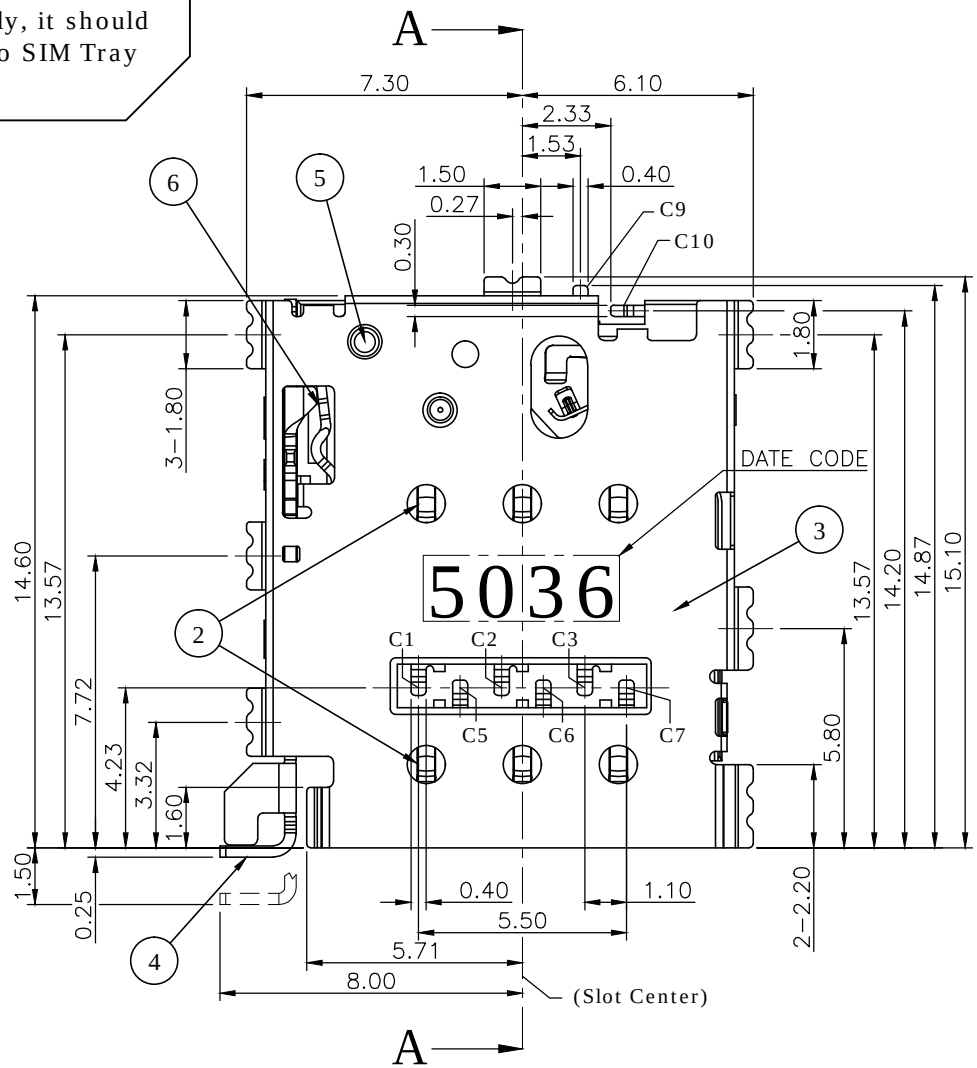

Section A-A

Date Code

5 0 3 6

Year — Week — Day

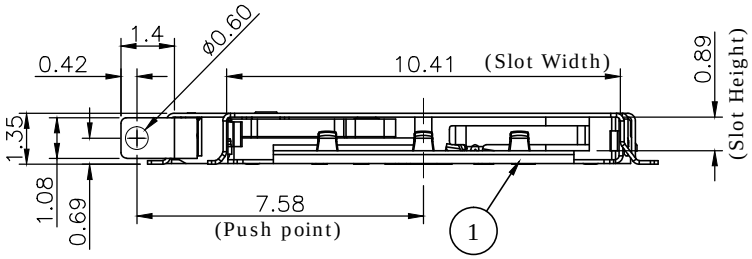

REV.	DESCRIPTION	DRAWN	DATE
1	INITIAL RELEASE	FROS	2015/07/01
2	Add notes, dims of carrier tape	FROS	2015/01/18

SPECIFICATION:

1. ELECTRICAL
1.1 Current Rating: 0.2A max.
1.2 Voltage Rating: 10VAC/DC
1.3 Contact Resistance: 50mΩ
1.4 Insulation Resistance: 1000MΩ
1.5 Dielectric Withstanding Voltage: 500VAC

2. MECHANICAL
2.1 Durability: 2,000 Cycles
2.2 Tray Insertion Force: 20N max.
2.3 Tray Extraction Force: 3N min.
2.4 Contact Normal Force: 40gf min. per pin

3. ENVIRONMENTAL
3.1 Operating temperature range: -30°C~+85°C
3.2 Storage temperature range: -40°C~+85°C

4. SOLDER ABILITY
4.1 Recommended IR Reflow(Wave Soldering) Temperature: 260°C

NO.	PART NAME	DESCRIPTION
6	Latch	SUS301-H, 0.25T
5	Cam	SUS301-1/2H, 0.5T
4	Lever	SUS301-H, 0.3T
3	Shell	SUS301-H, 0.1T, Tail area: 0.8u" Au min. Under-plated: 50u" Ni min.
2	Contact	MKT322-ESH, 0.1T, Contact area: 8u" Au Min. Tail area: 0.8u" Au min., Under-plated: 40u" Ni min.
1	Insulator	LCP S475+30%GF, UL94V-0, Black

UNLESS OTHERWISE SPECIFIED TOLERANCE

UNIT:	DECIMAL	LINEAR	ANGLES
mm	X.	±0.50	±5°
	X.X	±0.25	±3°
	X.XX	±0.12	±1°

ATTEND

WWW.ATTEND.COM.TW

DRAWN	Fros	2015/07/01
CHECKED	Zola	2015/07/01
APPROVED	Ken	2015/07/01

DRAWN NAME: Nano SIM Socket, Top Mount, Eject Type, H1.35, Combination With Tray

PRODUCT NO. 115S-ACA0

SCALE	SHEET	SIZE	FILE NAME
5/1	1/4	A4	115S-ACA0_B_2

REV.	DESCRIPTION	DRAWN	DATE
	see sheet one		

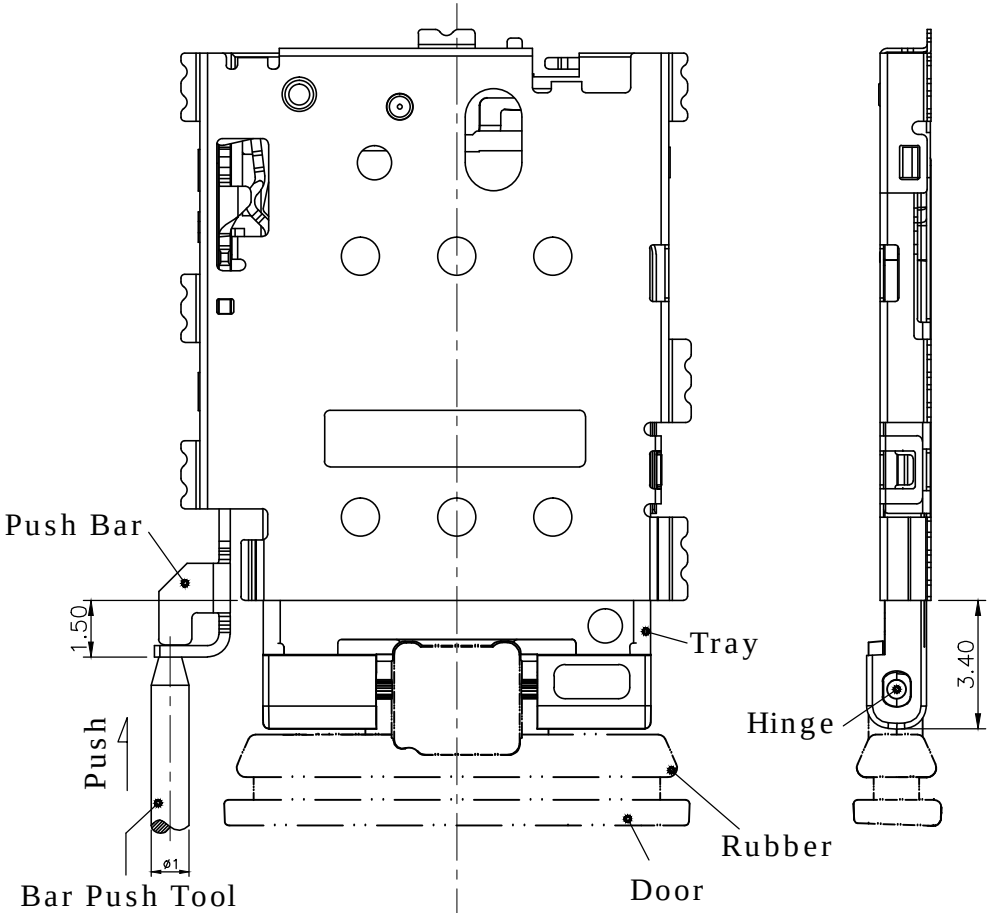

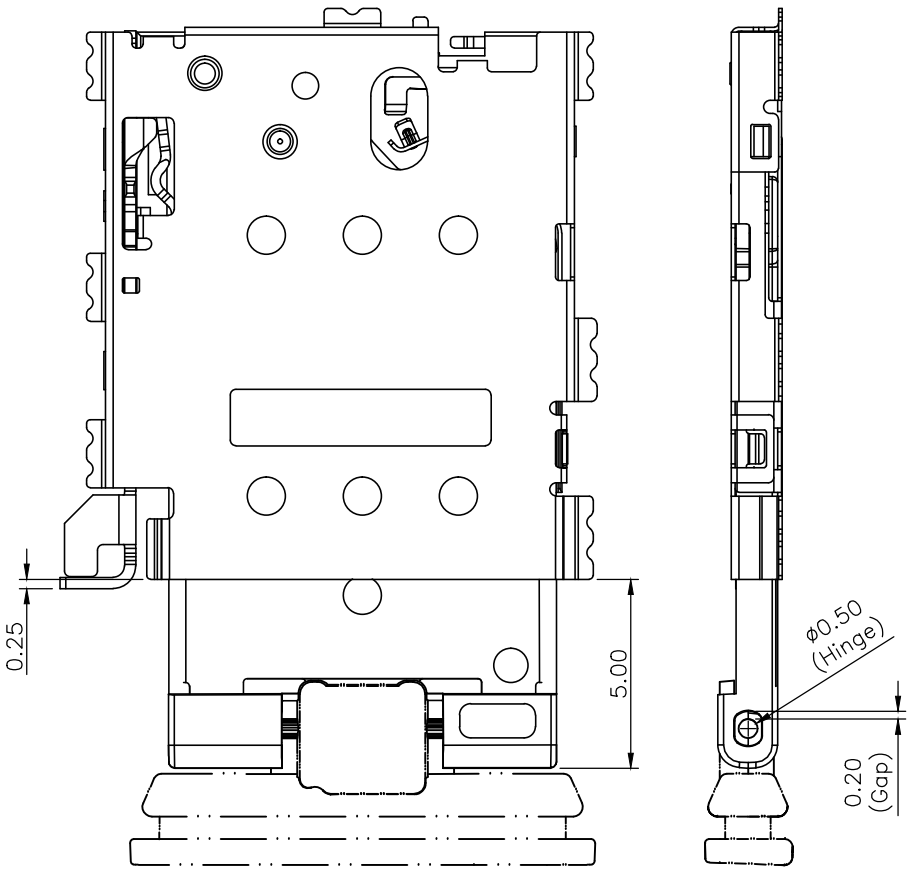

Tray ejection dimension drawing

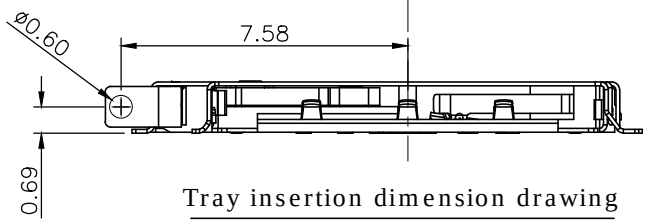

Tray insertion dimension drawing

Part description

Hinge, rubber and door are made and assembled by the client

Hinge: The connection between tray and door

Rubber: Waterproof function

Door: Design by the client

Bar Push Tool: Design by the client

Tray ejecting types notes:

1. Pull out the door/ tray directly
2. Push the BAR PUSH linkage mechanism

UNLESS OTHERWISE SPECIFIED TOLERANCE			
UNIT: mm	DECIMAL	LINEAR	ANGLES
	X.	±0.50	±5°
	X.X	±0.25	±3°
	X.XX	±0.12	±1°

ATTEND

WWW.ATTEND.COM.TW

DRAWN	Fros	2015/07/01	DRAWN NAME: Nano SIM Socket, Top Mount, Eject Type, H1.35, Combination With Tray
CHECKED	Zola	2015/07/01	
APPROVED	Ken	2015/07/01	PRODUCT NO. 115S-ACA0
SCALE 5/1	SHEET 2/4	SIZE A4	FILE NAME 115S-ACA0_B_2

REV.	DESCRIPTION	DRAWN	DATE
	SEE SHEET ONE		

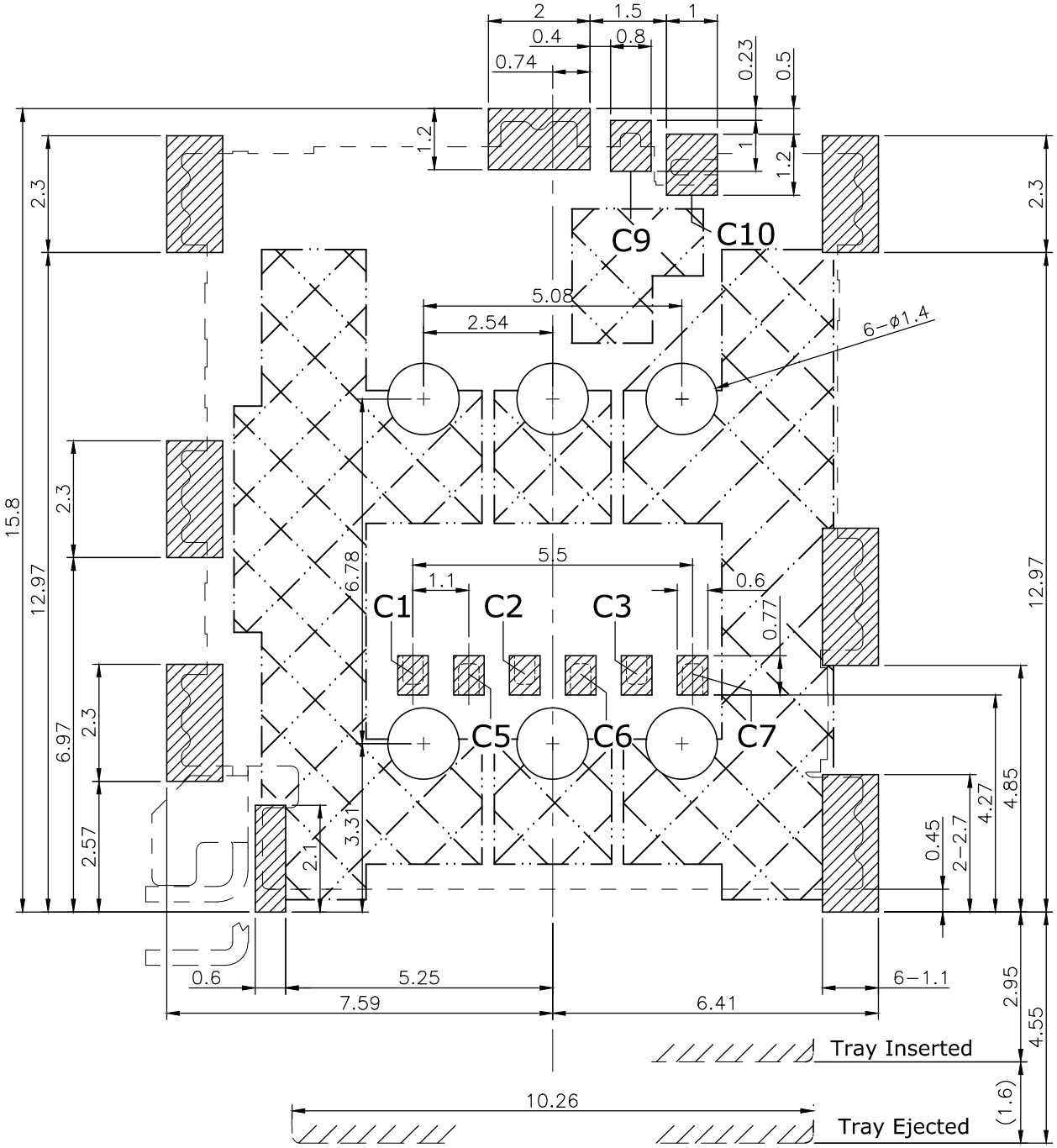

Remark:

Socket Boundary

Solder Pad

Through Hole

Pattern Keep Out Area

C10	Detect Lever
C9	Detect Switch
C8	N/A
C7	I/O
C6	Vpp
C5	GND
C4	N/A
C3	CLK
C2	RST
C1	Vcc

PIN ASSIGNMENT

UNLESS OTHERWISE SPECIFIED TOLERANCE

UNIT:	DECIMAL	LINEAR	ANGLES
mm	X.	±0.50	±5°
	X.X	±0.25	±3°
	X.XX	±0.12	±1°

ATTEND

WWW.ATTEND.COM.TW

DRAWN	Fros	2015/07/01
CHECKED	Zola	2015/07/01
APPROVED	Ken	2015/07/01

DRAWN NAME: Nano SIM Socket, Top Mount, Eject Type, H1.35, Combination With Tray

PRODUCT NO. 115S-ACA0

SCALE	SHEET	SIZE	FILE NAME
5/1	3/4	A4	115S-ACA0_B_2

REV.	DESCRIPTION	DRAWN	DATE
	SEE SHEET ONE		

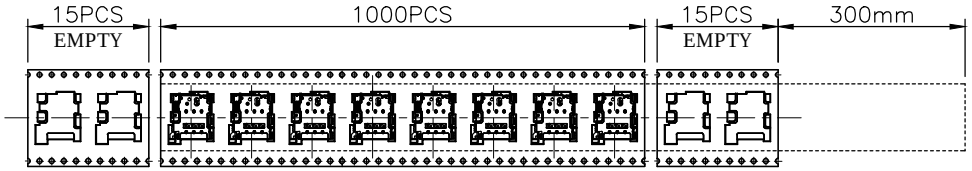

PACKAGING SPECIFICATION:

1. MATERIAL
1.1 Embossed Carrier Tape: PS Black
1.2 Top Cover Tape: PET
20-130g(Peel Speed 300mm/Minute)
Peeling angle: 165° to 180°
1.3 Taping Reel: Plastic

2. PACKING
2.1 Quantity:
1,000Piece/ Reel
9 Reel (9,000Piece)/ Carton

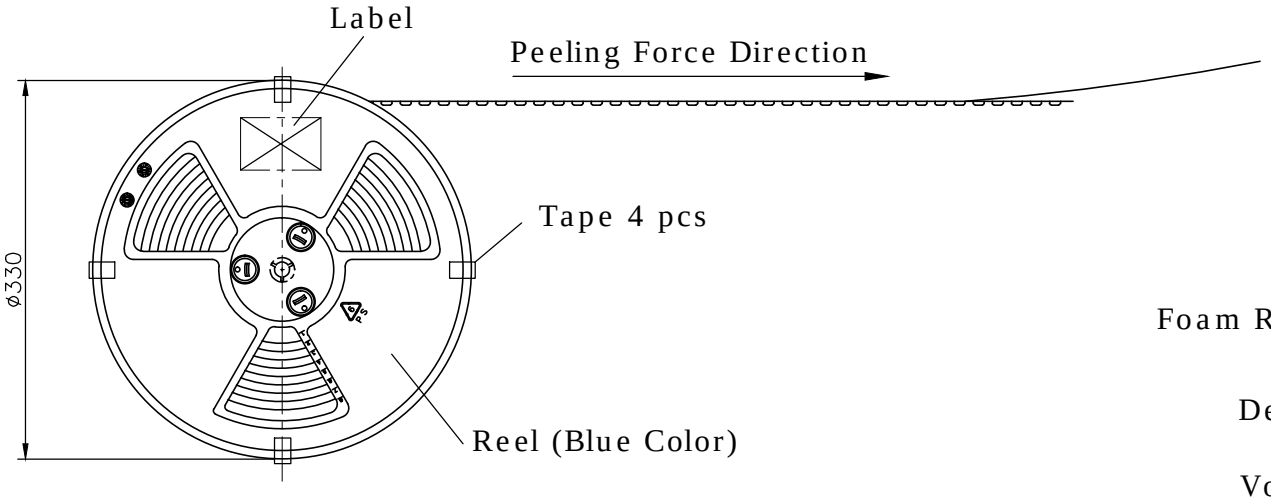

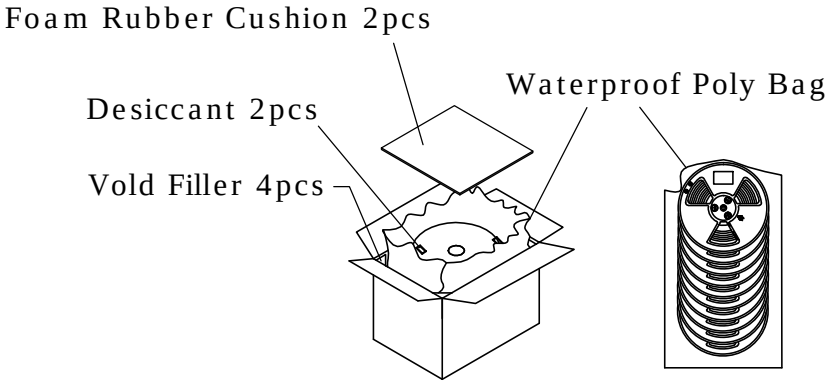

Cartion: 340*W340*H355

Total 9 Reels

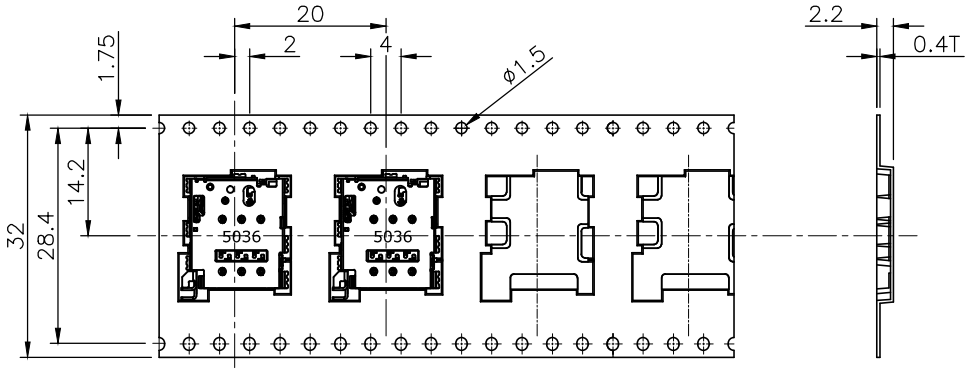

2 CARRIER TAPE

UNLESS OTHERWISE SPECIFIED TOLERANCE			
UNIT: mm	DECIMAL	LINEAR	ANGLES
	X.	±0.50	±5°
	X.X	±0.25	±3°
	X.XX	±0.12	±1°

ATTEND

WWW.ATTEND.COM.TW

DRAWN	Fros	2015/07/01	DRAWN NAME: Nano SIM Socket, Top Mount, Eject Type, H1.35, Combination With Tray
CHECKED	Zola	2015/07/01	
APPROVED	Ken	2015/07/01	PRODUCT NO. 115S-ACA0
SCALE N/A	SHEET 4/4	SIZE A4	FILE NAME 115S-ACA0_B_2